

Malvern Valley Primary School
4669

**2008 Annual Report to the
School Community**

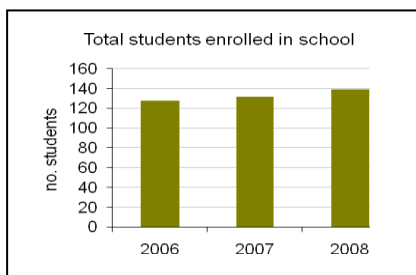


School Overview

Malvern Valley Primary School's vision is to *create confident children with choices for their future* and this is about providing an educational program that supports the students to grow academically, socially and emotionally. During our current strategic plan we are focusing on building the capacity of students to be confident communicators who are self directed in their learning, hold strong values and are committed to contributing to a sustainable environment.

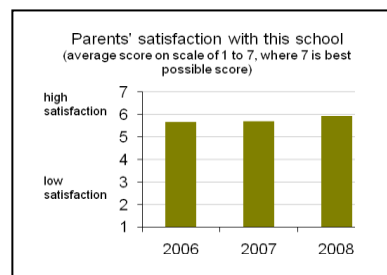
Student achievement results demonstrate that Malvern Valley Primary School (MVPS) students continue to achieve excellent academic standards through the provision of high quality programs. This is underpinned by a strong commitment by teachers to enhance their teaching and learning programs through regular professional learning.

Student enrolments



The Student enrolments have grown over the three years and this trend has continued in 2009. We are running 2 prep classes this year for the first time. It is anticipated that the enrolment will continue to grow in the future.

Parent Satisfaction



The average score for parent satisfaction is 5.95 (89%) on a scale of 1-7 where 7 is the best possible score. In 2009, we are introducing Malvern Valley Way which is a social literacy program. We have also set up 2 small grade 5/6 classes to help change the school climate and improve the quality of student leadership.

- **Teacher Satisfaction** - "The average score for teacher satisfaction (morale) at this school was 79.2 on a scale from 0 to 100 where 100 is the best possible score."
- **Teacher Absence** - "The average number of days absent per teacher was 8.46 days."
- **Teacher Retention** - "Of the 9 teaching staff at Malvern Valley Primary School at June 2007 (including those on leave without pay), 8 or 89% were still at the school at June 2008. This figure across all Government schools was 88%."
- **Teacher participation in professional learning** - "All teaching staff have participated in professional learning throughout the year, over a broad range of areas. While some of this was completed during the fortnightly professional learning sessions held at the school, other learning was gained through sessions run by a broad range of providers outside school. Learning together is an important approach to learning by the staff so frequently they attend learning sessions in pairs. Some examples of learning includes:
 - Teacher Professional Leave Program – Inquiry Learning
 - Principal class: Leading Professional Learning, Leaders in the Making, Professional Coaching
 - Literacy – Speaking and Listening, Writers Notebook, M100W
 - Social Literacy/Student Well Being including Restorative Practice, Boys in Education, Bully Busters
 - According to staff opinion, their professional growth was very positive and added value to their skills and knowledge and the programs they provided.
- **Teacher Qualifications** - "All teachers in Victorian Government schools are registered with the Victorian Institute of Teaching. The requirements for registration with the Victorian Institute of Teaching can be found at; http://www.vit.vic.edu.au/content.asp?Document_ID=241."

Principal's Report

Malvern Valley Primary School student achievement, recorded in the end of year student reports and NAPLAN continued to be of a high standard. To maintain this we introduced 'On Demand Testing' to assist with monitoring and planning for individual students.

In 2008 we implemented Inquiry Learning. The Grade 3-6 students took action while learning about Habitats, by helping to plant the Holmesglen Biofilter. The Prep -2 students took action and learnt about the power of giving through their Christmas donations to Anglicare.

The inaugural Public Speaking competition demonstrated the confidence of our students for speaking in public. To enhance the speaking and listening program, the Malvern Valley Way was created and trialled.

We had a strong focus on being active within a sustainable environment in 2008 with a highlight being our ACTIVE TRAVEL program. In October 72% of the children rode or walked to school. This is a significant increase since the beginning of the year when only 32% of the children were riding or walking to school. In recognition of our Active Program we were asked to represent the Ride2School program on Channel 10.

We continued to develop our school grounds and facilities, officially opening our Community Sporting Facilities, Senior Playground, Fitness Track and our new 50,000 litre Water Tank. Additional trees were planted to increase the amount of shade in the grounds and further quiet areas were added to the grounds.

The partnership between Malvern Valley and Stonnington Brass Band remained a highlight in our school community. The Band played when John Lender MP officially opened the Sporting Facilities. They also gave joy to some senior citizens on Remembrance Day when they played at Betheden Aged Care

Thank you to the teachers and parents who worked together in 2008, to provide such a great learning environment for all the children here at Malvern Valley.

School Council President's Report

2008 was another exciting year for all of us at Malvern Valley Primary School.

Our enrolments continue to increase and the addition of the new senior school classrooms are testament to this. The fabulous e-learning facilities in each classroom have already proved a hit with both the staff and students and they are opening up a whole new world of possibilities for teaching. As a school, the Malvern Valley Way is enhancing the children's social literacy and engagement. Financially our position is strong and your Council will ensure that this remains so.

Our engagement with the local community is ongoing and growing. The shared facilities arrangement with Stonnington Council means that our sports grounds can benefit those outside the school as well and the new community hub in Phoenix Park will present further opportunities for us.

Looking forward for 2009 your School Council will be working with teachers, staff & parents for the continued strength of Malvern Valley Primary School.

David Childs

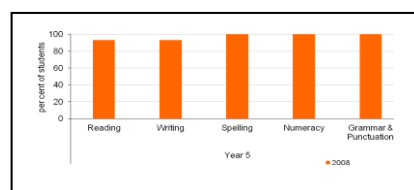
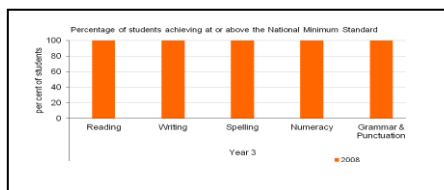
Student Progress & Achievements

Student Learning (We would expect to have our School Mean in all areas of Student Learning well within the 80-100 percentile range and above the State Mean)

National Assessment Program – Literacy and Numeracy Testing (NAPLAN) Achievement

- Grade 3 Reading, Writing and Numeracy achievement data shows that students at Malvern Valley are achieving at a high standard. The school means were within the expected range; Reading 86, Writing 88 and Numeracy 82.
- Grade 5, in Reading and Writing, 92.9% of the students achieved at or above the National minimum standards and this resulted in the School's Means being equal to the State mean but below the percentile range. In Numeracy, 100% of the students achieved at or above the National minimum standards and the school mean was within the range at 94.
- While these results show that student achievement is high, it is still important to look deeper to ensure that those students who are not achieving at the expected level are provided with a program that supports their learning. The Reading Recovery and Bridges programs are important in assisting those students who have literacy needs. On Demand and Early Years Numeracy Tests are giving teachers a more detailed picture of students' numeracy knowledge and skills so they can target individual student learning needs.

Percentage of students achieving at or above the National Minimum Standards



Teacher Judgement:

In Reading and Writing the majority of students are achieving at the expected level or above. The percentage of students achieving an A has increased while the percentage of students achieving a B or C has remained approximately the same across the school however an increase in the number of Prep and Grade 1 achieving an A or B will be a goal for 2009.

There was a broader spread of and improvement generally in Speaking and Listening achievements across the school. We achieved our goal of 25% of students achieving an A or B in 2008. Improvement in this area will continue to be a focal point through the introduction of the Malvern Valley Way program in 2009 which focuses on social literacy.

MVPS Numeracy and Measurement, Chance & Data, data shows the school mean for all year levels at or above the state mean and most within the 2007, 80-100 percentile range. In 2008 there was a higher percentage of students achieving an A compared to the 2 previous years. There continues to be a small percentage of students who did not achieve the expected level. Through analysis, an area identified for further focus is the articulation of the mathematical strategies and learning.

Prep to Year 2 Reading Bench Marking

The performance data at all three levels is above the state mean with most of our students reaching 90-100% accuracy at the expected levels. The school is committed to continuing the Reading Recovery program and supporting ESL students with small group work for students not reaching 50% accuracy. A focus on reading aloud will be implemented across the school to assist with accuracy in reading and comprehension.

Student Engagement and Wellbeing

Student wellbeing according to the students in Grade 5 & 6 in 2008 was very positive. The trend over the last three years has been an increasing trend, moving to being well above the state mean.

In the area of Teaching and Learning, the 2008 Grade 5 & 6 students indicated that they were more stimulated and connected to the school and were very confident in their learning. Anecdotal feedback from the students regarding the introduction of the Inquiry Learning approach to integrated studies was that they liked having more input into their learning and they enjoyed the ICT work involved.

The Student Orientation, Learning Environment and Professional Interaction according to the staff opinion improved significantly and the school mean was above the state mean in these areas. Student motivation according to staff improved and reached the goal for 2008, but this needs to continue to be a focus for improvement.

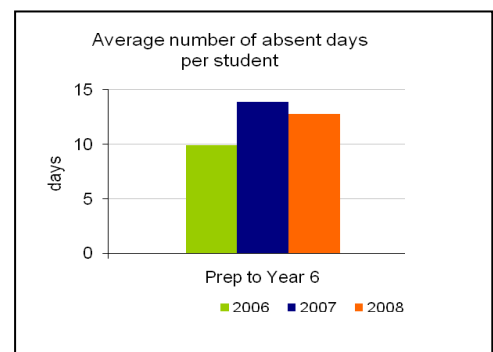
Student relationships according to the students in 2008 were poor. The boys were more positive than the girls, and the Grade 5s were more positive than the Grade 6s but the overall picture was not healthy. The staff opinion also indicated that there was a need for improvement. In term 4, the staff trialled ½ hour Malvern Valley Way each morning focusing on aspects of getting along. The indicators were positive so in 2009 we have made a commitment to developing and implementing the Malvern Valley Way across the school each day.

A decision, in 2008 was made to have 2 smaller Grade 5/6 classes in 2009 to help make a change in the culture and outlook of the students.

Average Number of Absent Days per Student

The average number of absent days per students, which had increased in 2007, reduced again in 2008 with the school average in 2008 being 12.7 which was below the 2007 state mean of 13.4. The average for each year level varied from 4.5 in grade 4 to 17.6 in Grade 1.

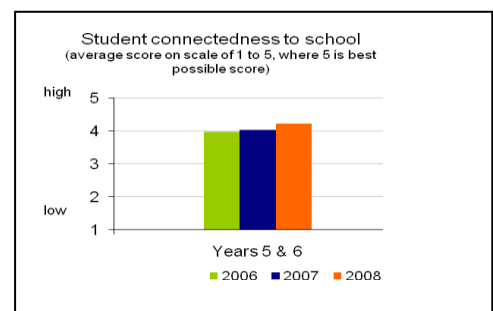
There were 2 significant factors which impacted on the average at different levels and these included extended family holidays and extended sickness.



Students' School Connectedness

The feelings about and sense of belonging to school, of the students in Grade 5 & 6 has increased over the three years. In 2008 the goal was to have the student data within the 25-50%percentile which was achieved with the school mean moving from 4.02 to 4.22.

The school's mean continued to be below the state mean (4.27) for school connectedness. When analysing the feedback for 2008, the data shows that the boys had a stronger connection to the school than the girls and the Grade 5s had a stronger connection than the Grade 6 students. Strategies are in place to improve Student Connectedness to School.



Student Pathways and Transitions

The transition from kinder to prep was once again very successful with the Ready Set Prep program being run again for a second year. Feedback from parents indicated that this program was very helpful in preparing their child for school. In 2009, the enrolment increased to 30, so 2 small classes of prep were implemented.

Transition to high school, included positive experiences in both Ashwood and Hawthorn Secondary schools. The final destination of the 16 Grade 6 students included:

State Secondary Schools

Ashwood College	4
Balwyn High School	1
Glen Eira Secondary School	1
Hawthorn Secondary School	4
Malvern Central School	1
Melbourne Girls School	1
Mount Waverley	1
South Oakleigh	1

Private/Independent

St Andrew's Christian College	1
Heatherton Christian college	1

The transition between grades is a focus in our current Strategic Plan. In 2008 the Parent Opinion regarding transition improved and was 5.83 out of a possible 7 and this was above the state mean of 5.79. While the majority of parents were satisfied with the transition that their child experienced there were some parents who were unsure if their child was prepared for the next stage in their education and whether they had been prepared in readiness for the current year.

To further support the students with their transition between classes, it was decided that the program in the first week of 2009 would be 'The Five Days of Quality' and then the Malvern Valley Way focus for Term 1 would be 'Community Building' to assist with the transition to the new grade.

Streamlining student information between teachers also assisted teachers in re establishing the students in their learning the following year. This information along with other transition strategies need to be communicated more broadly so that parents are more confident in their child being prepared for the following year.

Future Directions

We plan to

Have all year levels within the 80-100 percentile range in achievement for Reading Writing, Speaking and Listening, Numeracy and Measurement , Chance & Data.

Set up each classroom as an E learning classroom in order to enhance

- The ICT skills of the students

- upgrade our website to being interactive in order to support the new e classrooms

- The teaching and learning program, improving student achievement in literacy and numeracy student motivation and engagement

- The teachers' skills in using the E classrooms including the interactive whiteboards

Implement The Malvern Valley Way in order to further improve the

- Student achievement in Speaking and Listening

- Social Literacy of the students with an improvement in

 - Classroom Behaviour

 - Connectedness to peers

 - Connectedness to school

 - Listening skills

Continue to develop the use of Inquiry Learning to foster

- Thinking skills

- Engagement & motivation of the students through them being more responsible in leading their learning

- Student decision making

- Social responsibility and consciousness

Transitions

To continue improving the transition from one grade to another by using assessment processes, for example On Demand testing and Early Years of Numeracy Testing to track student achievement from one year to the next.

Financial Performance and Position

Financial Performance – Operating Statement Summary for the year ending 31st December, 2008	
Revenue	2008 Actual
DE&T Grants	124904
Commonwealth Government Grants	59566
State Government Grants	0
Other	71920
Locally Raised Funds	204679
Total Operating Revenue	461069
Expenditure	
Salaries and Allowances	51637
Bank Charges	1260
Consumables	35950
Books and Publications	8846
Communication Costs	7046
Furniture and Equipment	25760
Utilities	5142
Property Services	220913
Travel and Subsistence	0
Motor Vehicle Expenses	0
Administration	6334
Health and Personal Development	223
Professional Development	13997
Trading and Fundraising	60770
Support/Service	33223
Miscellaneous	31242
Total Operating Expenditure	502341
Net Operating Surplus/- Deficit	-41272
Capital Expenditure	25892
Please note that the above amounts do not include any credit revenue or expenditure allocated or spent by the school through its Student Resource Package	

Financial Position as at 31st December, 2008	
Funds Available	2008 Actual
High Yield Investment Account	205,733.78
Official Account	67,917.28
Other Bank Accounts(listed individually)	
<i>Parent Association</i>	9,097.29
<i>All Call Investment</i>	10,352.13
Total Funds Available	293100.48
Financial Commitments	2008 Actual
School Operating Reserve	51,036.59
Co-operative Bank Account	0
Assets or Equipment Replacement < 12 months	84,814.81
Revenue Received in Advance	28,152.08
Building/Grounds including SMS < 12 months	70,000.00
Region /Clusters Funds/School Based Programs < 12 months	9,097.00
Provision Accounts < 12 months	0
Repayable to DEECD	50,000
Other Recurrent Expenditure (Accounts Payable)	0
Assets or Equipment Replacement > 12 months	0
Building/Grounds including SMS > 12 months	0
Region /Clusters Funds/School Based Programs > 12 months	0
Provision Accounts > 12 months	0
Co-operative loan >12 months	0
Beneficiary/Memorial Accounts	0
Total Financial Commitments	293100.48

The Financial position at the end of 2008 was that we continued to be in surplus.

Significant expenditures for 2008:

- For the first year, in a long time the school had an Assistant Principal. This was an important addition to our school community.
- The library resources were added to through the purchasing of popular children's books, books on the Premier's Reading Challenge list and other resources that underpinned the classroom programs.
- Re-establishing the school grounds continued.
 - The Community Sporting facilities project was finalised and in September we celebrated the official opening of these facilities.
 - We received a Water Grant which we used to put in another 50,000 litre underground water tank to be used for use in the school grounds.
 - New equipment was added to the Junior Playground
 - Passive/quiet areas were added to yard.
- Professional Learning, was once again an important focus for staff
 - Key learning areas for the staff were in the area of Speaking and Listening and Inquiry Learning which are 2 of our key priorities in our current strategic plan
 - Two staff members were released through Teacher Professional Leave to learn about Inquiry Learning and then to lead the introduction of this approach into our school.
- Malvern Valley employed a Speech Pathologist a day a week and introduced a Prep screening program in Term1.
- The use of the Out of School Hour Care program increased significantly in 2008 and required us to employ a second staff member for an average of 3 days a week.

It was decided to request an additional 2 classrooms for 2009 so that we could run smaller Prep and Grade 5/6 classes. This was in response to increased enrolments and feedback from the different groups within the school community regarding a school climate change. In order for these changes to be made the School Council made a commitment to underpin teacher employment .

School Contact Information

Address:	Malvern Valley Primary School Abbotsford Avenue Malvern East 3145
Principal:	Gaylene Fehlberg
School Council President:	David Childs
Telephone:	9569 5820
Email:	Fehlberg.gaylene.j@edumail.vic.gov.au
Web site:	MVPS.vic.edu.au

This report contains summary data extracted from the School Level Report. If you would like to access the School Level Report, please contact (insert school contact details).